SOLENOID DIVERTER VALVES







EDF5/6/2- 4 DRAIN ¼” BSP

Attacco	Filett.
A	1/4-BSP
B	1/4-BSP
A1	1/4-BSP
B1	1/4-BSP
A2	1/4-BSP
B2	1/4-BSP
Y	1/8 BSP

Q Lt/min	Δ P-Bar
5	1,00
10	3,50
15	6,50
20	11,00

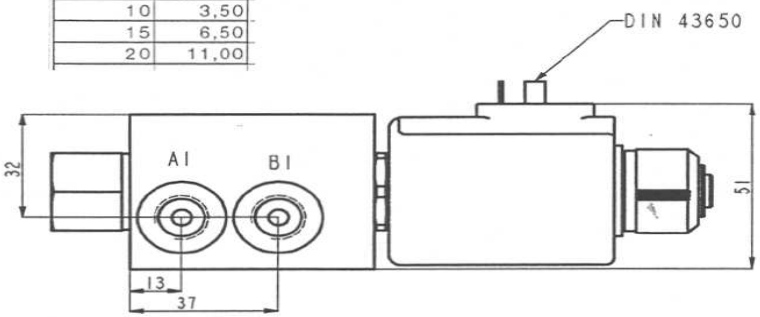

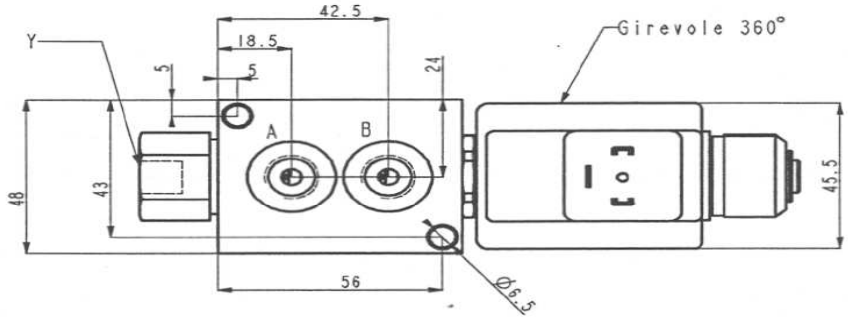

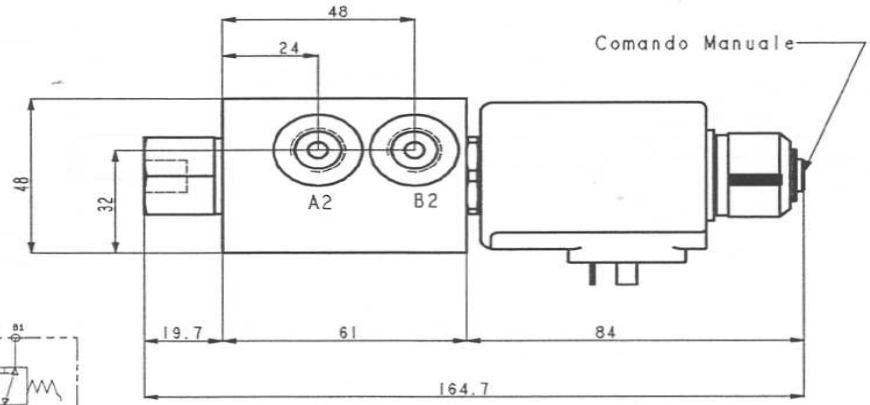

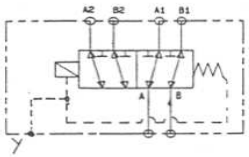

-	A ⟷ A1	B ⟷ B1	A2 ↗ Y	B2 ↗ Y
+	A ⟷ A2	B ⟷ B2	A1 ↗ Y	B1 ↗ Y

Gli attacchi A-B-A1-B1-A2-B2 sono da 1/4 BSP-
Y (1/8") deve essere collegata scarico

Caratt	
P max	250 bar
Q max	15 lt/min
Watts	46
Tens CC	12-24-48-98-196

EDF5M/6/2- ¼” BSP-BANKABLE SLIM-01

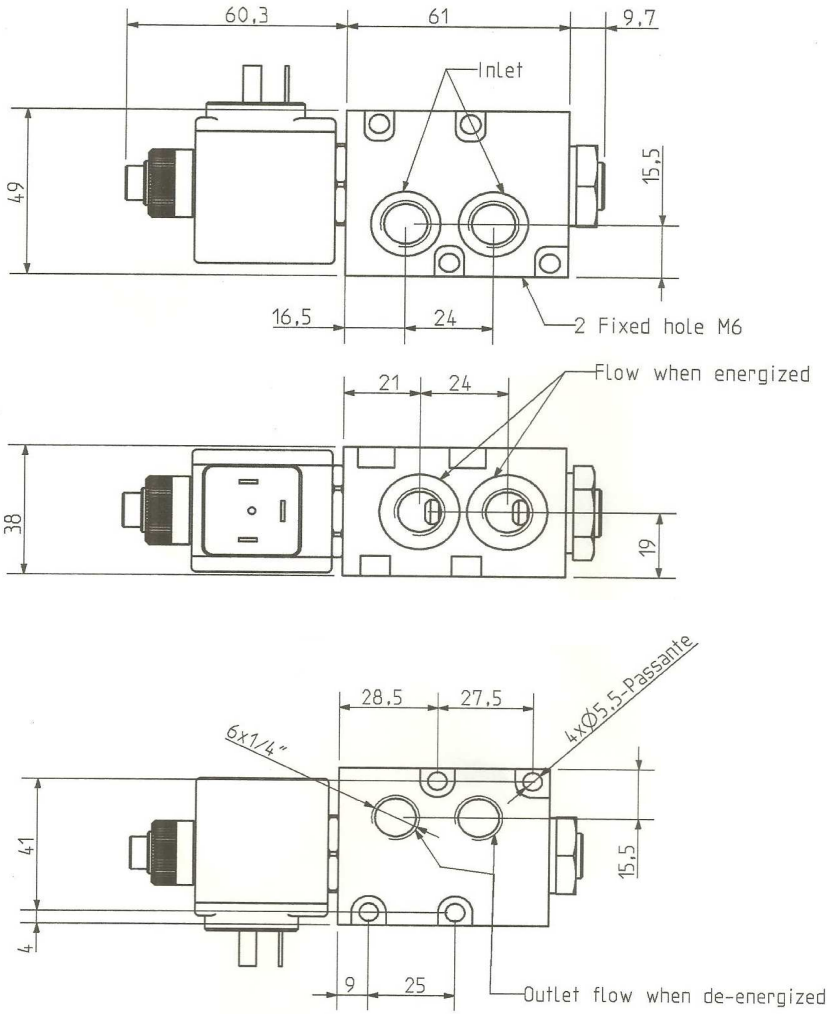

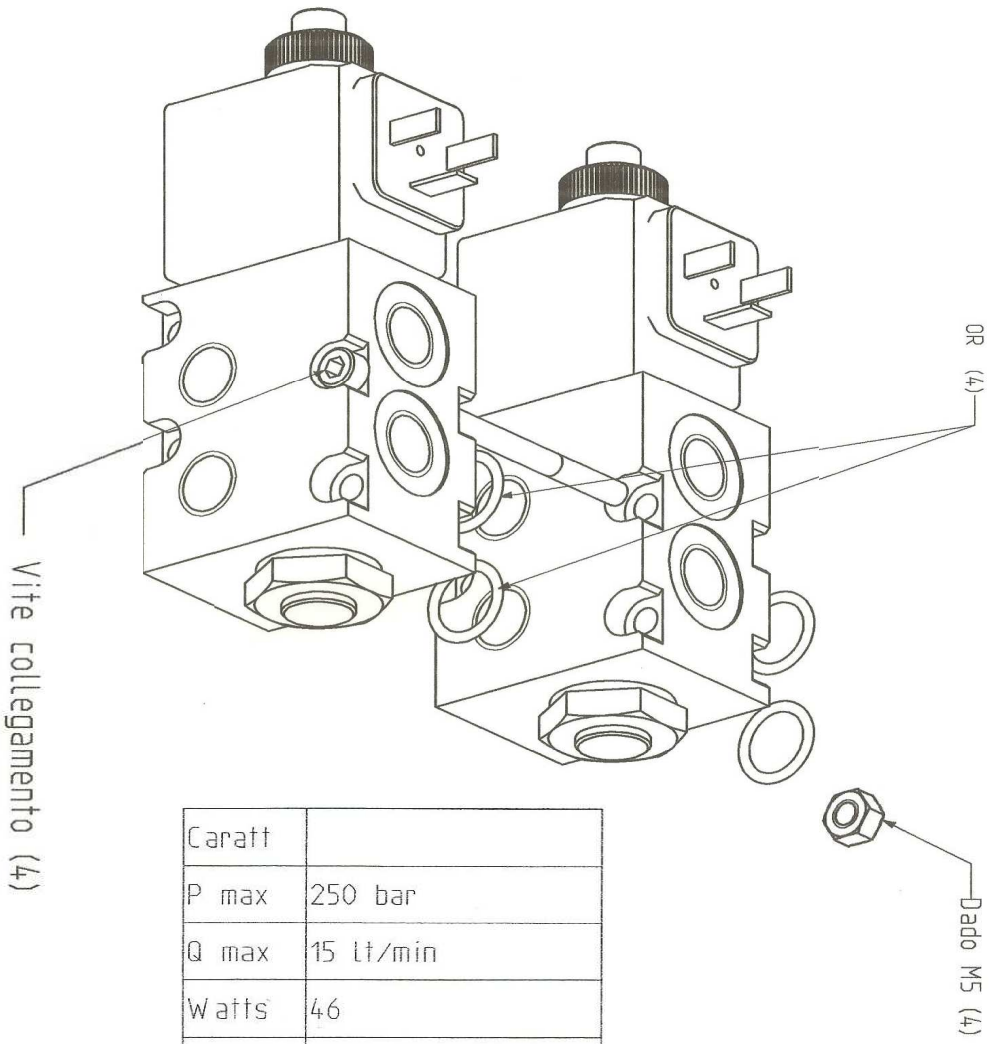

Caratt	
P max	250 bar
Q max	15 lt/min
Watts	46
Tens CC	12-24-48-98-196

EDF SOLENOID DIVERTER VALVES 6 WAYS

EDF7/6/2-3/8”BSP-SINGOL

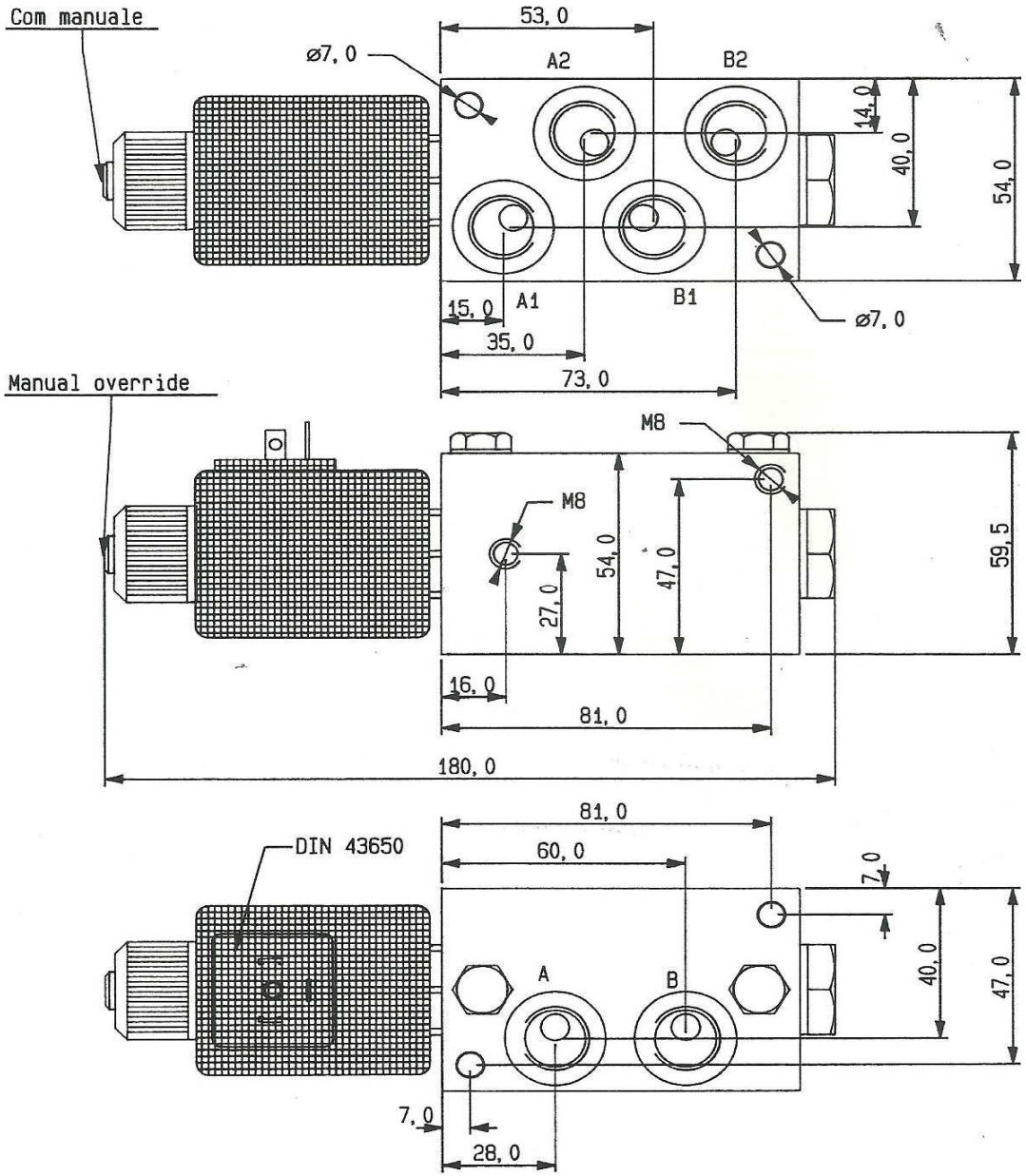

Peso KG 2, 1
Weight=2, 1 KG

PORTS	STANDARD SIZE
A	3/8" BSP
B	3/8" BSP
A1	3/8" BSP
A2	3/8" BSP
B1	3/8" BSP
B2	3/8" BSP

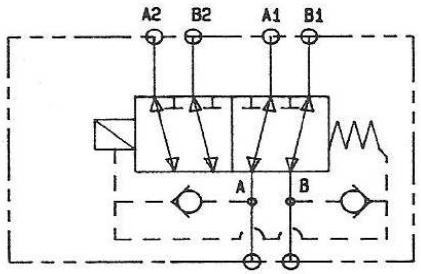

Caratt.	
Press. eserc.	210 bar
Exerc. press	
Press. max	260 bar
Max. press	
Port. max	40 lt/min
Max flow	
Port. nom	18 lt/min
Nom. flow	

EDF8/6/2-3/8”BSP-MODULAR

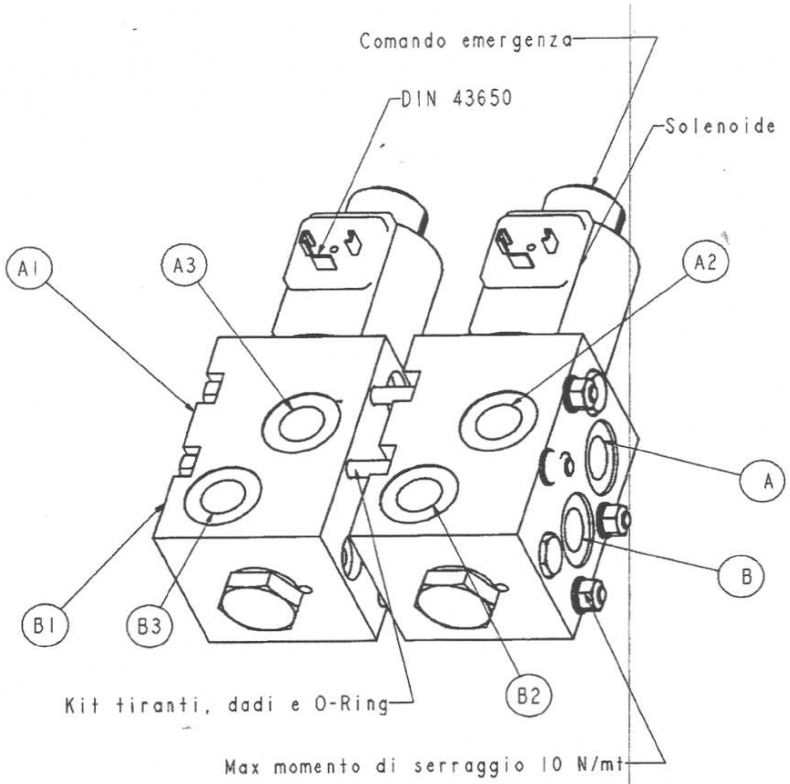

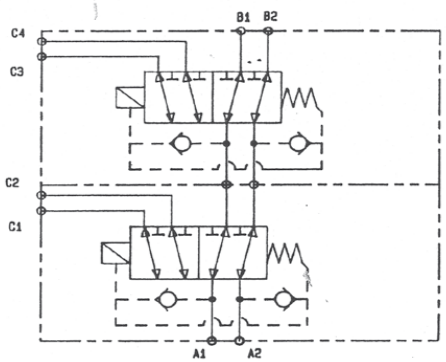

PORTS	STANDARD SIZE	Caratt.	
A	3/8" BSP	Press. eserc.	210 bar
B	3/8" BSP	Exerc. press	
A1	3/8" BSP	Press. max	260 bar
A2	3/8" BSP	Max. press	
B1	3/8" BSP	Port. max	40 lt/min
B2	3/8" BSP	Max flow	
		Port. nom	18 lt/min
		Nom. flow	

N° Sez	Denominazione	Codice	Dimens O-Ring
2	Kit assemblaggio EDF8/8	161550	Ø int 23.52x1.78
3	Kit assemblaggio EDF8/10	161551	Ø int 23.52x1.78
4	Kit assemblaggio EDF8/12	161552	Ø int 23.52x1.78
5	Kit assemblaggio EDF8/14	161553	Ø int 23.52x1.78
6	Kit assemblaggio EDF8/16	161554	Ø int 23.52x1.78

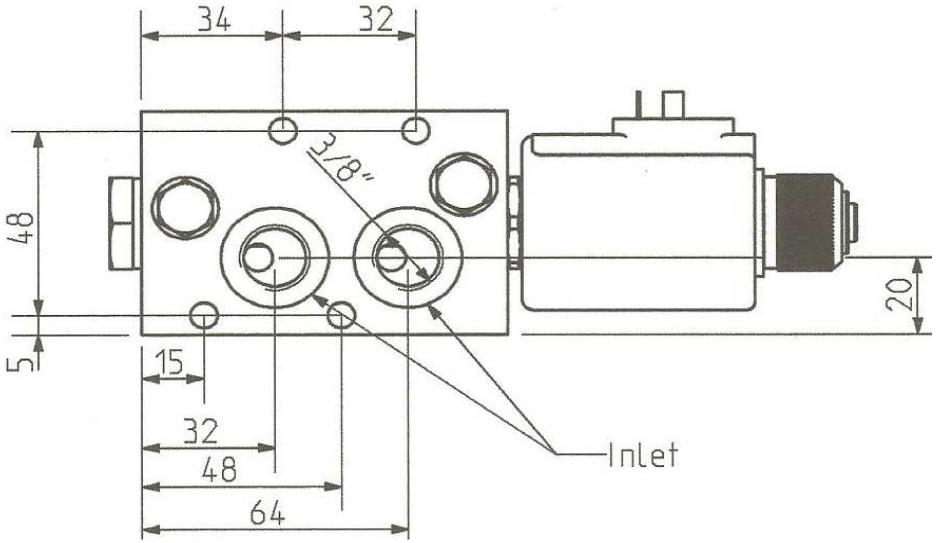

EDF SOLENOID DIVERTER VALVES MODULAR

EDF8/6/2-3/8”BSP-MODULARE

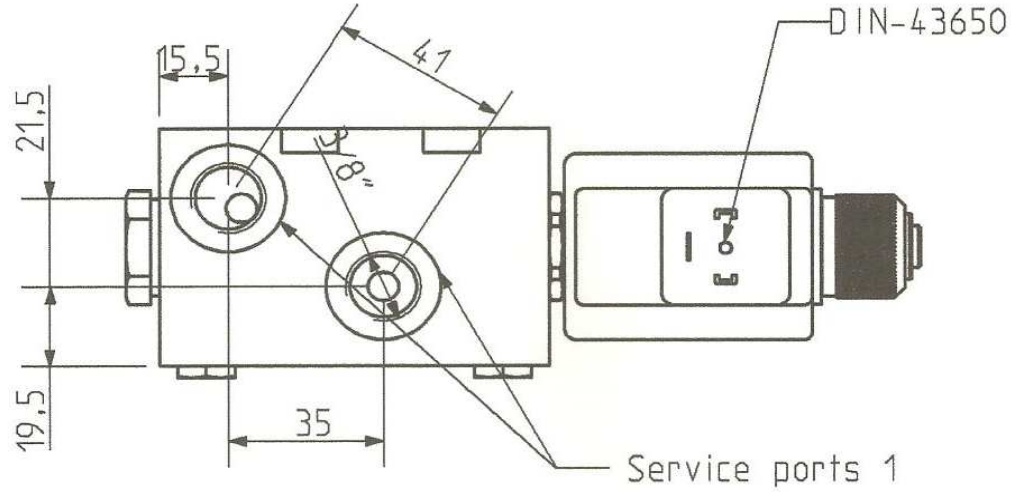



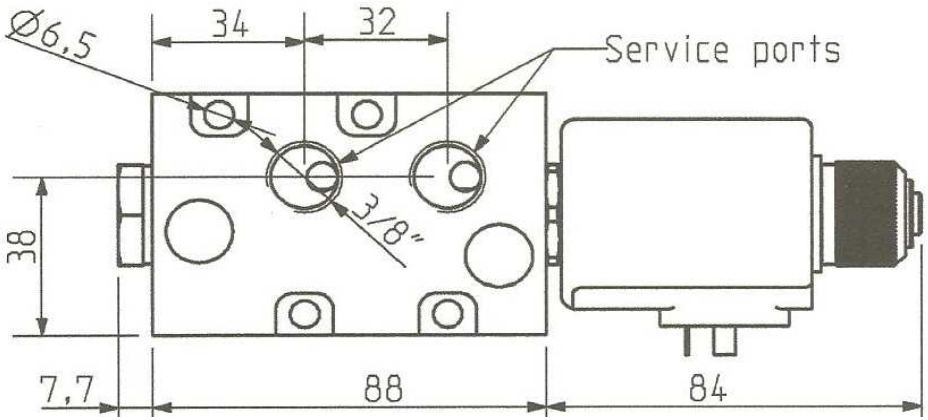

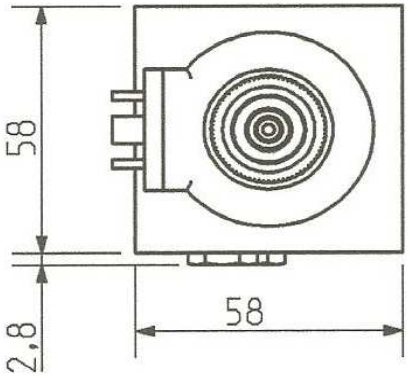

Max pressure	250 bar
Max flow	40 lt/min
De energized	Inlet to service
Energized	Inlet to service 1

EDF9/6/2-1/2 ”BSP INTERCHANGE CORRESPONDENT KLADIVAR

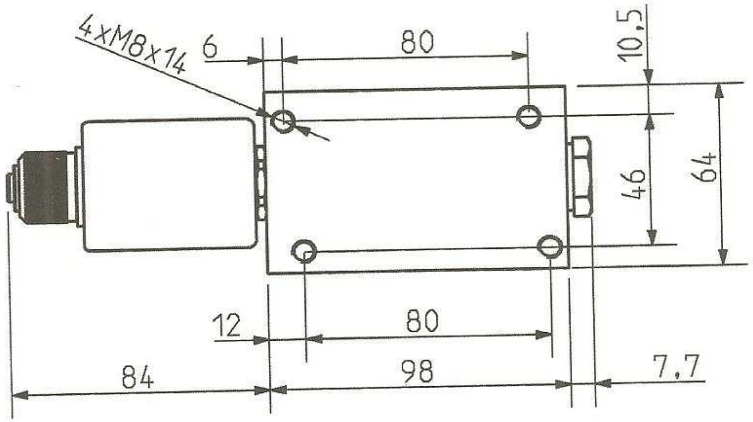

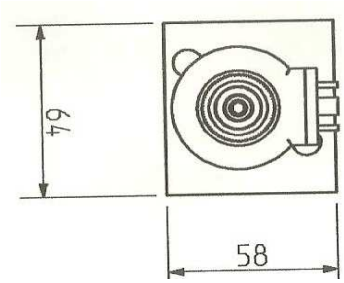

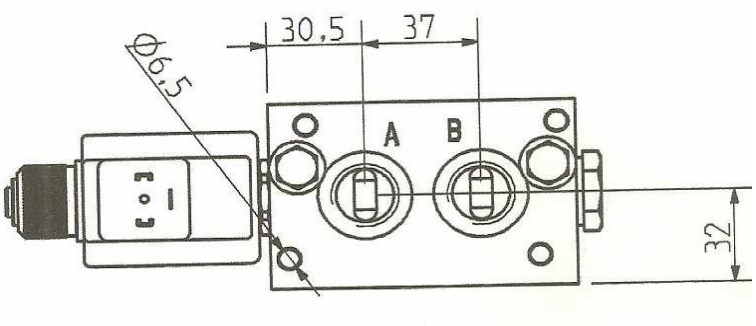

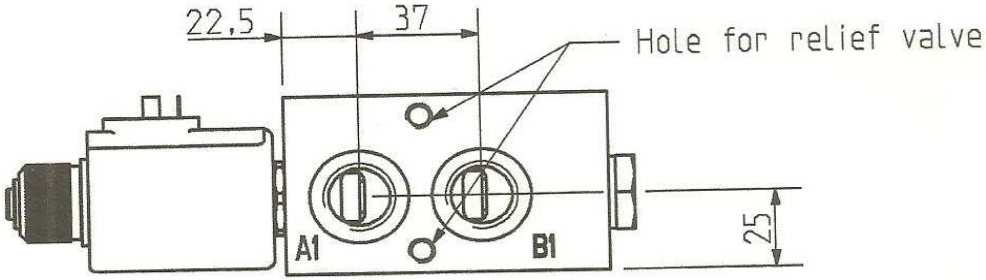

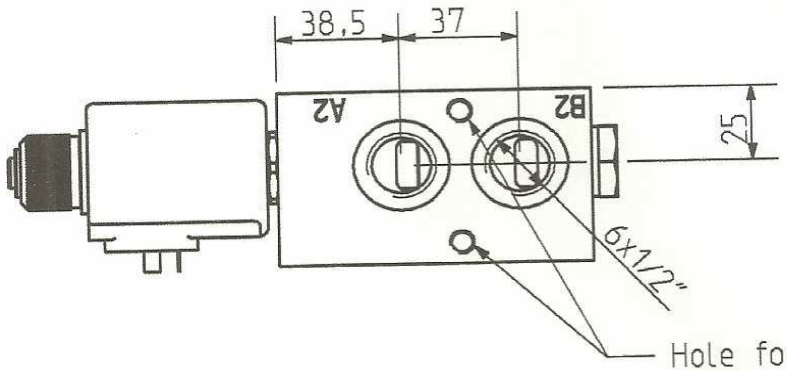

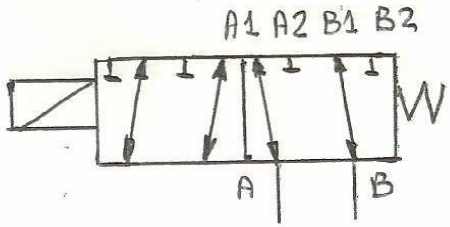

EDF10/6/2-1/2”BSP-MODULAR

ATT. PORT	FIL. THREAD
A1	1/2 BSP
B1	1/2 BSP
A2	1/2 BSP
B2	1/2 BSP
C1	1/2 BSP
C2	1/2 BSP

Peso = Kg 5,5
Weight = 5,5 Kg
Codice per ordine 16-028
Code for order 16-028
Stelo 16-024

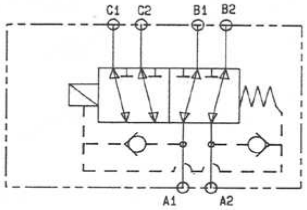



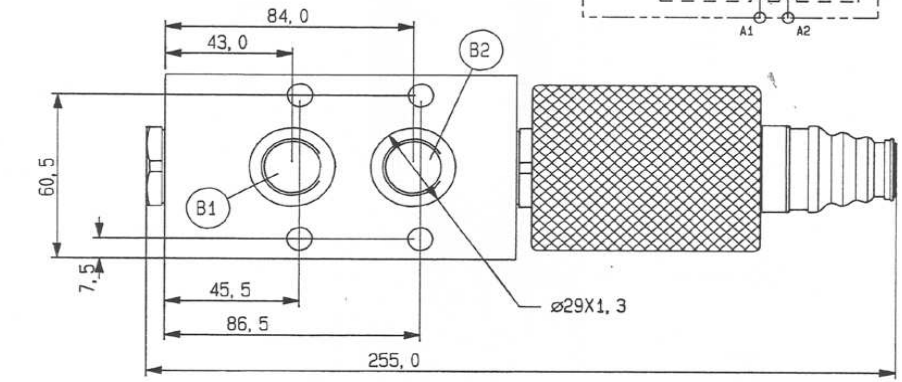

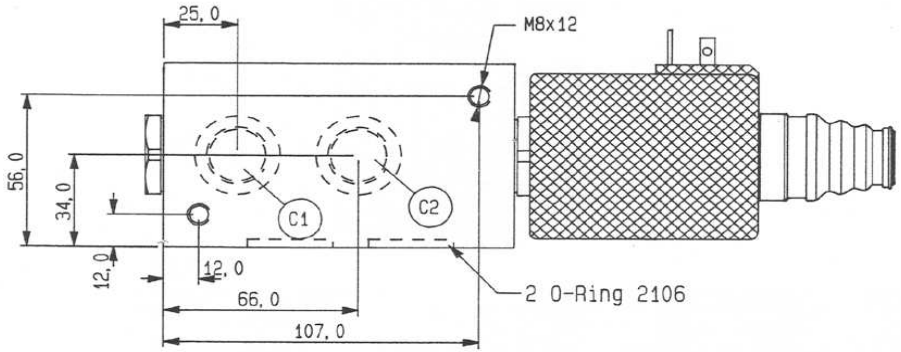

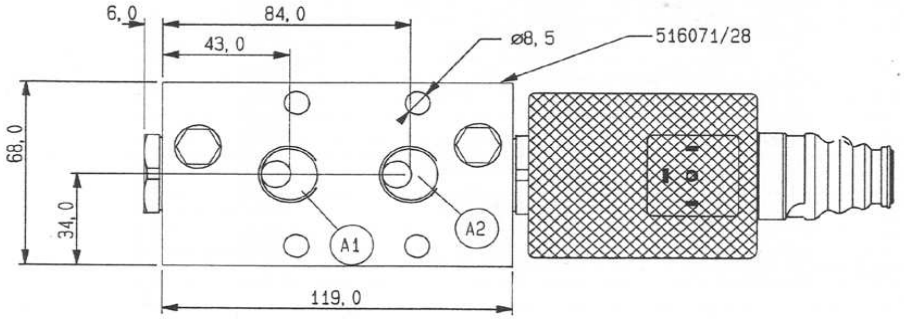

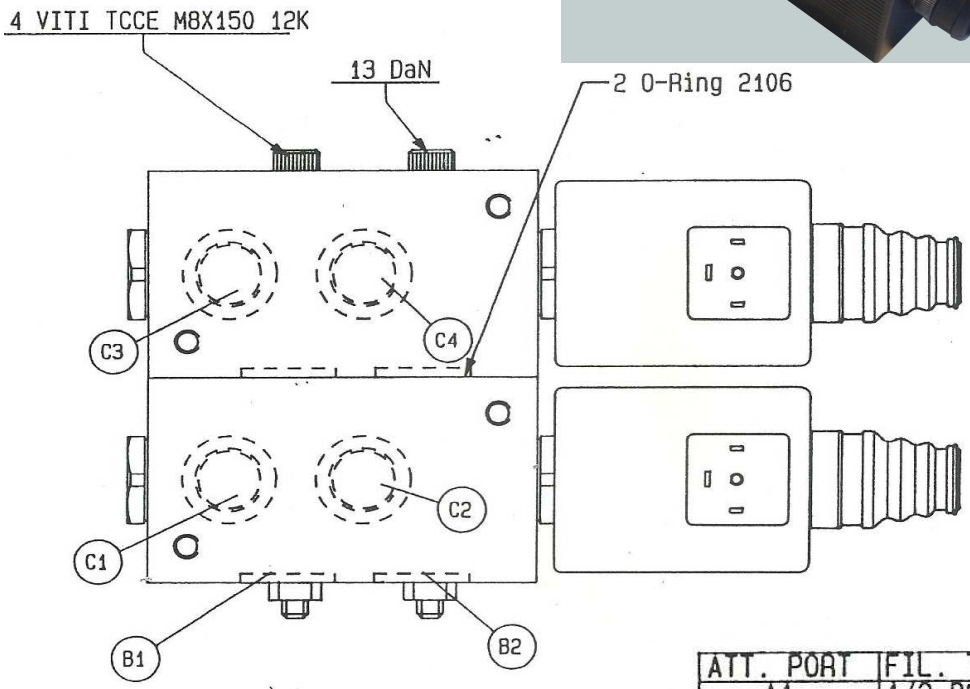

DEVIATORE COMPONIBILE DA 6 VIE A 8 VIE,10,12

EDF10/8/2

ATT. PORT	FIL. THREAD
A1	1/2 BSP
B1	1/2 BSP
A2	1/2 BSP
B2	1/2 BSP
C1	1/2 BSP
C2	1/2 BSP
C3	1/2 BSP
C4	1/2 BSP

Peso = Kg 11,0
Weight = 11,0 Kg

EDF SOLENOID DIVERTER VALVES 6 WAYS

EDF10/6/2-1/2”BSP-HF-SINGOL

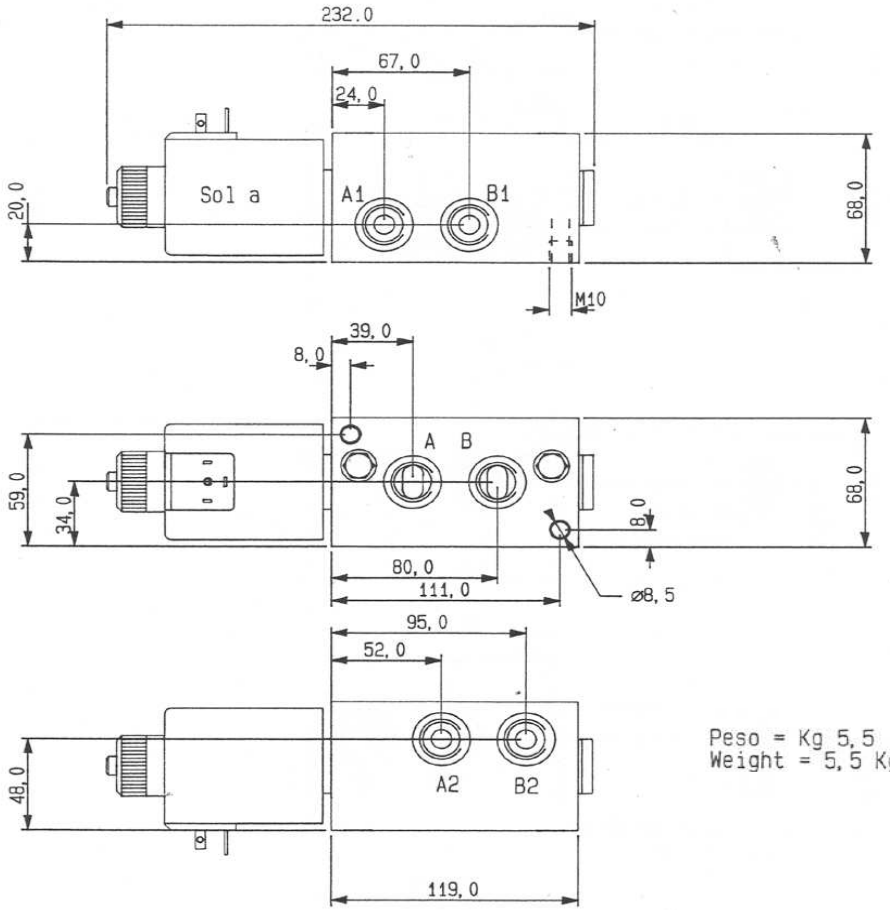

Peso = Kg 5,5
Weight = 5,5 Kg

Tutii gli attacchi sono
da 1/2 BSP
All ports are 1/2 BSP

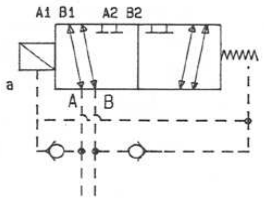

EDF12/6/2-3/4”BSP-HF-SINGOL

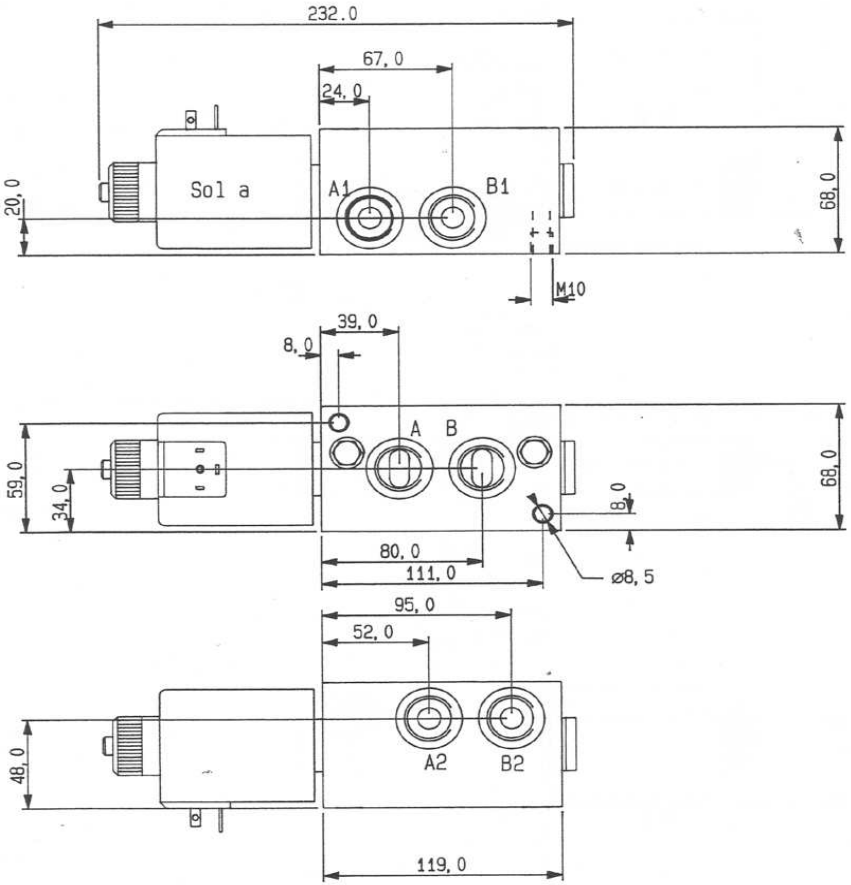

Tutii gli attacchi sono
da 3/4 BSP
All ports are 3/4 BSP

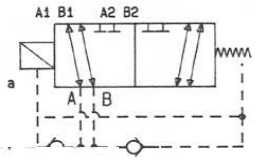

Portata massima:	75 lt/min (1,25 Dm/sec)
Maximum flow:	75 lt/min (1,25 Dm/sec)
Pressione di esercizio:	210 bar (21 Mpa)
Exercise pressure:	210 bar (21 Mpa)

EDF10/6/3 POSITION-1/2”BSP-HF-SINGOL

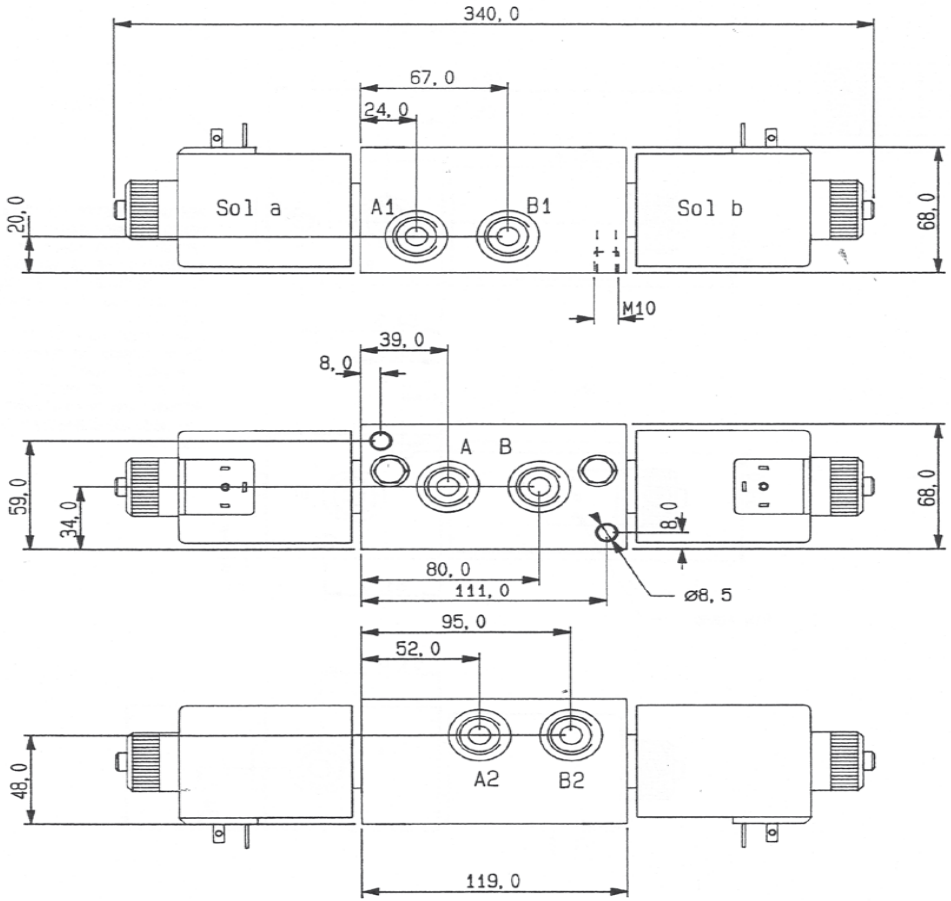

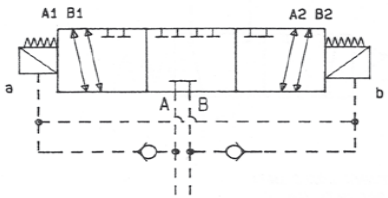

MDFE6/3/2 POSITIONS-3/8”BSP-HF-SINGOL

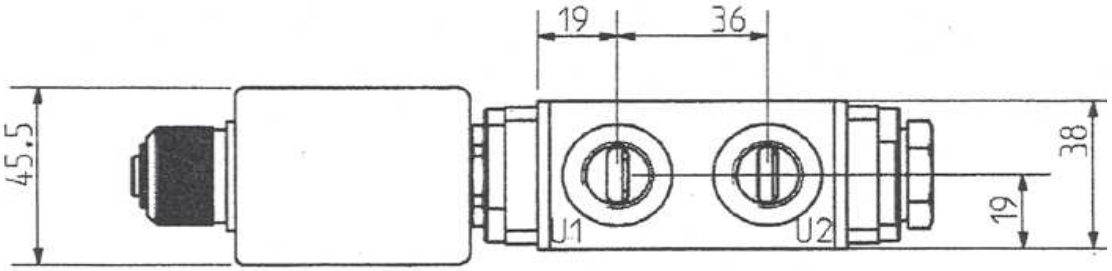

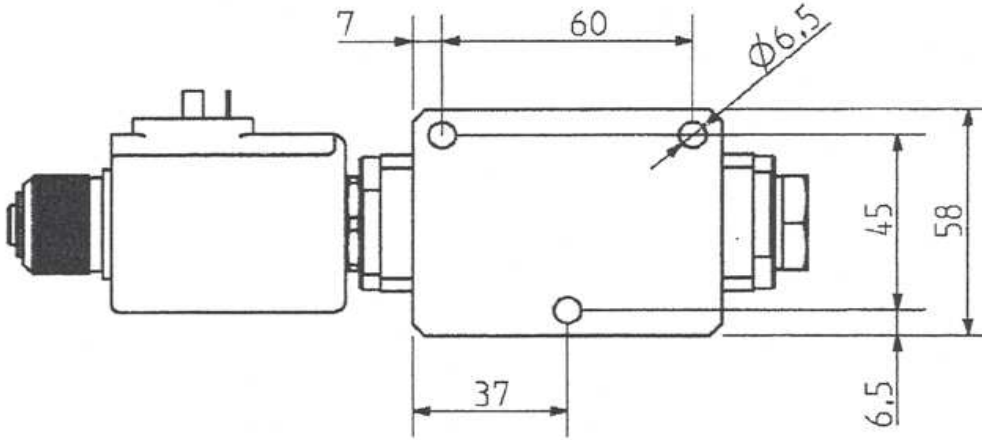

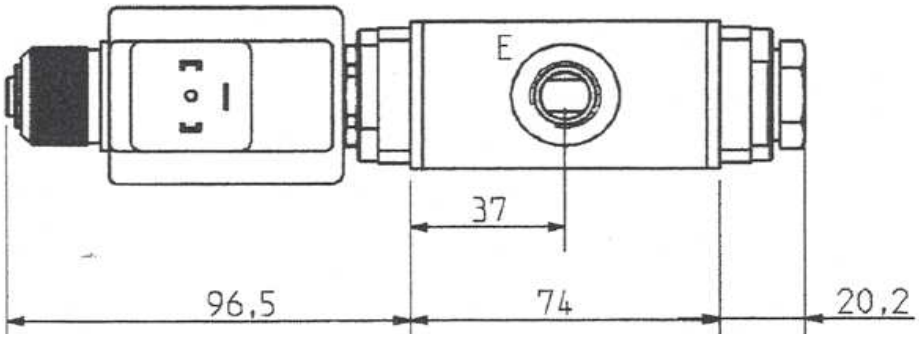

Attacchi da 3/8” Portata max= 40 lt/min
Disattivato E↗U1 Pressione max =210 bar
Attivato E↗U2

Tensioni disponibili 12-24-48-96-198 DC 46 Watts
Su richiesta 34 Watts

MDF6/3/2 POSITIONS-3/8"BSP

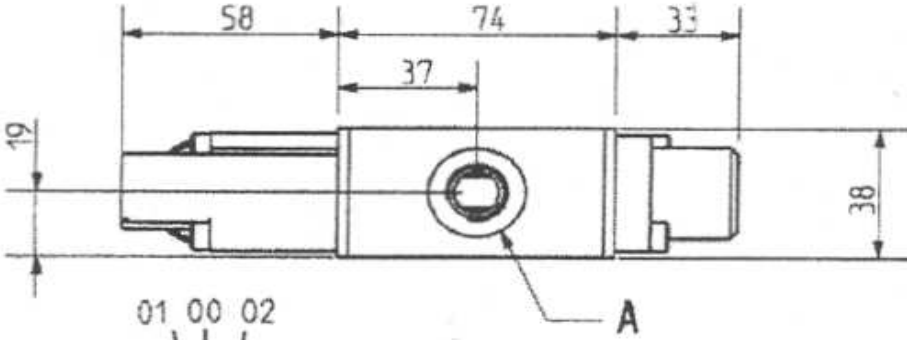

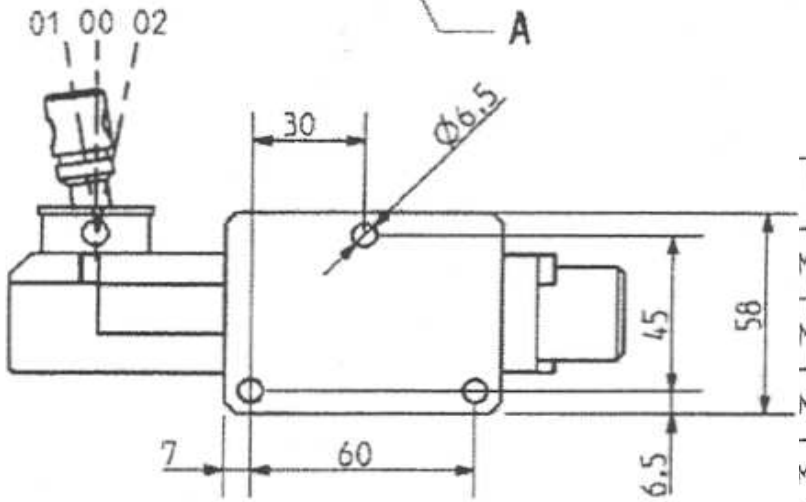

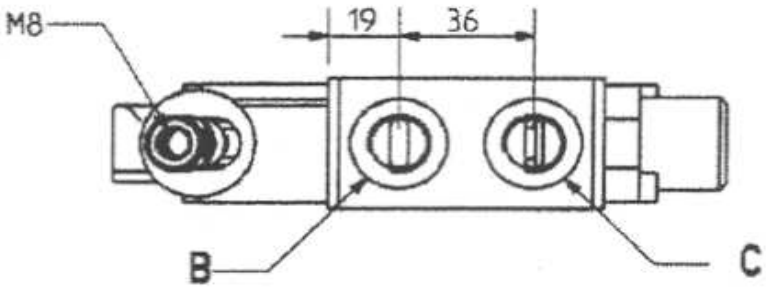

Ports	Std	Option	Option
A	3/8"	M18x1.5	7/16-20UNF
B	3/8"	M18x1.5	7/16-20UNF
C	3/8"	M18x1.5	7/16-20UNF

Max flow	40 lt/min
Max exercise pres	250 bar

Type	Way	N° Pos	Spool	Control	01	00	02		Code
MDF6	3	2	RP	213/8	A to C*	Closed	A to B	Spring return posit 01	16-6301
MDF6	3	3	RP	1	A to C	Closed*	A to B	Spring return posit 00	16-6303
MDF6	3	2	RN	213/8	A to C*	Open	A to B	Spring return posit 01	16-6300
MDF6	3	2	RN	1	A to C	Open*	A to B	Spring return posit 00	16-6302
MDF6	3	2	RN	413	A to C*	Open	A to B*	2 Groove positions	16-6310
MDF6	3	2	RP	413	A to C*	Closed	A to B*	2 Groove positions	16-6311
MDF6	3	3	RN	3	A to C*	Open*	A to B*	3 Groove positions	16-6312
MDF6	3	3	RP	3	A to C*	Closed*	A to B*	3 Groove positions	16-6313

MDF MANUAL DIVERTER VALVES 3 WAYS

MDF10/3/2 POSITIONS-1 / 2”BSP E 3 / 4 ” BSP

LEVER CONTROL

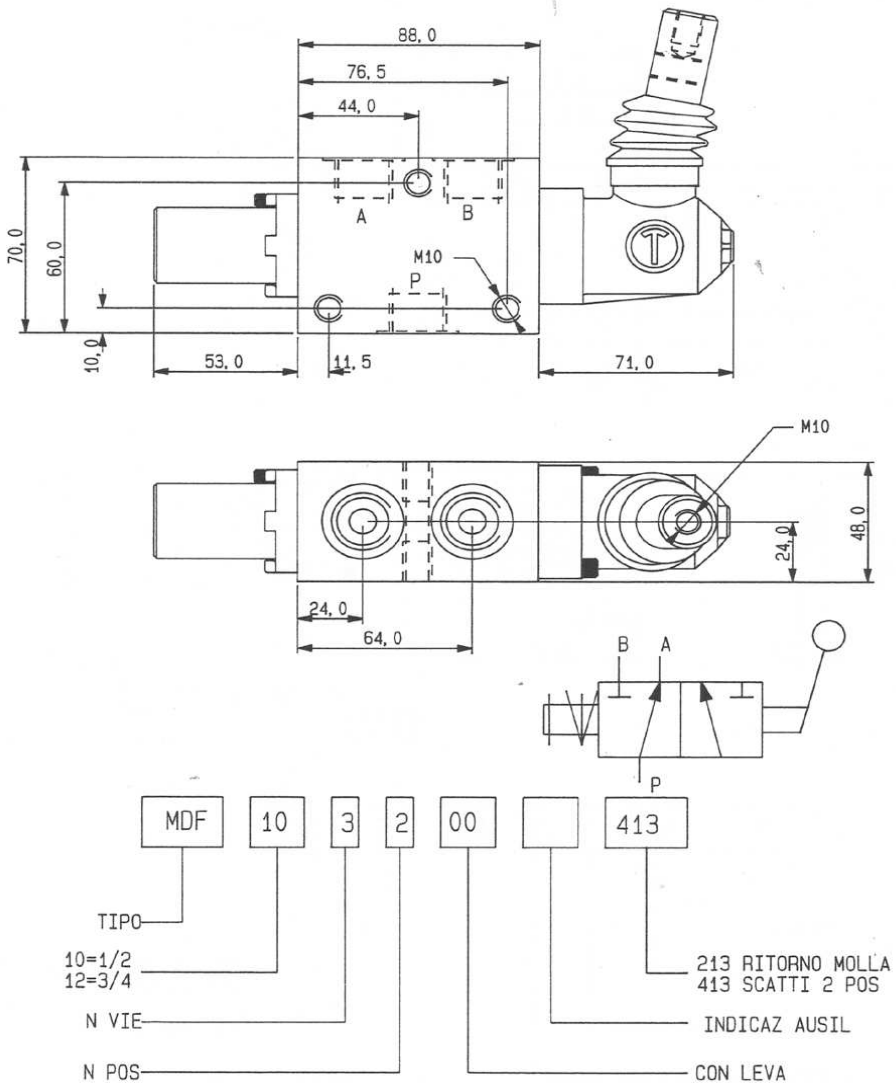

Tutte le valvole sono con ricoprimento negativo (durante la commutazione P è collegata ad A e B). Se richiesto positivo interpellare il ns Uffico Tecnico

PNEUMATIC CONTROL

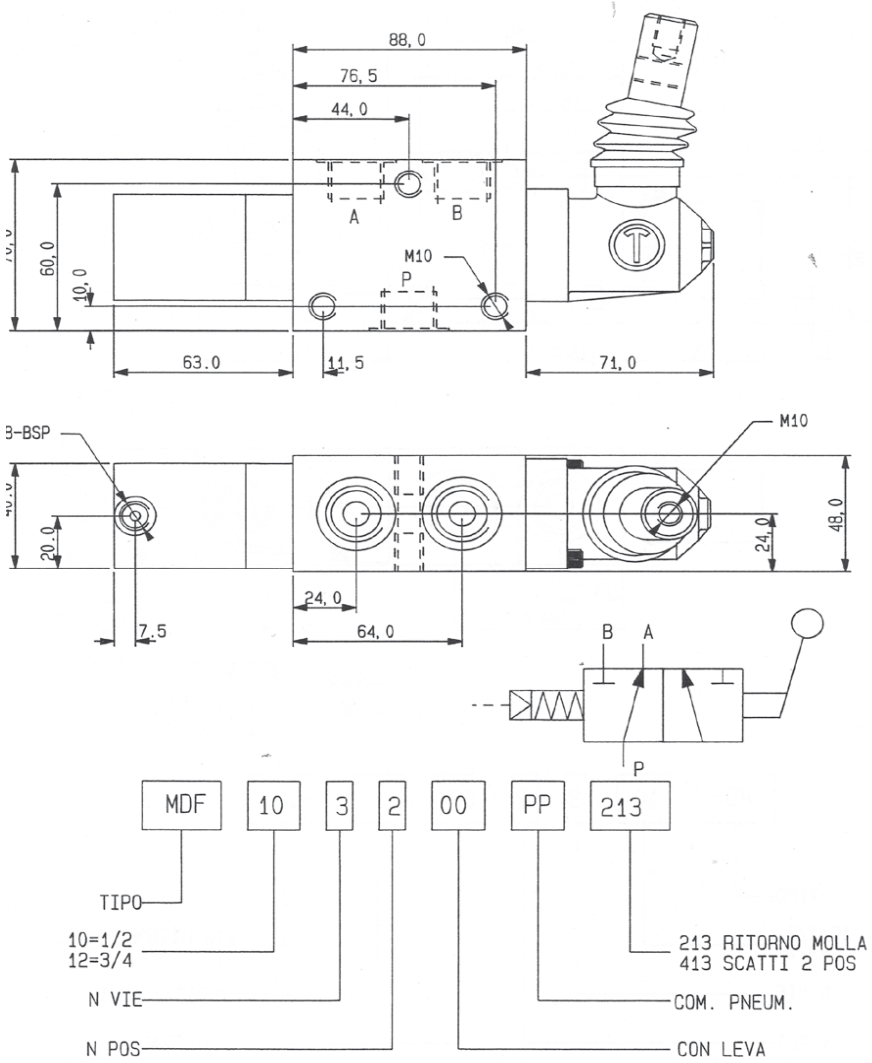

Tutte le valvole sono con ricoprimento negativo (durante la commutazione P è collegata ad A e B). Se richiesto positivo interpellare il ns Uffico Tecnico

MDF MANUAL DIVERTER 3 WAYS

MDF10/3/2 POSITIONS-1 / 2”BSP E 3 / 4 ” BSP

LEVER CONTROL



PNEUMATIC CONTROL



MDF10-3-2-00-413

MDF10 =1/2 ” BSP

3=NUMBER OF WAYS

00=WITH LEVER

413=DETEND 2 POSITIONS

MDF10-3-2-PP-213

MDF10 =1/2 ” BSP

3=NUMBER OF WAYS

PP=PNEUMATIC CONTROL

213=SPRING COME BACK

MDF10-12/3/2 POSITION WITH BUTTON

BUTTON CONTROL

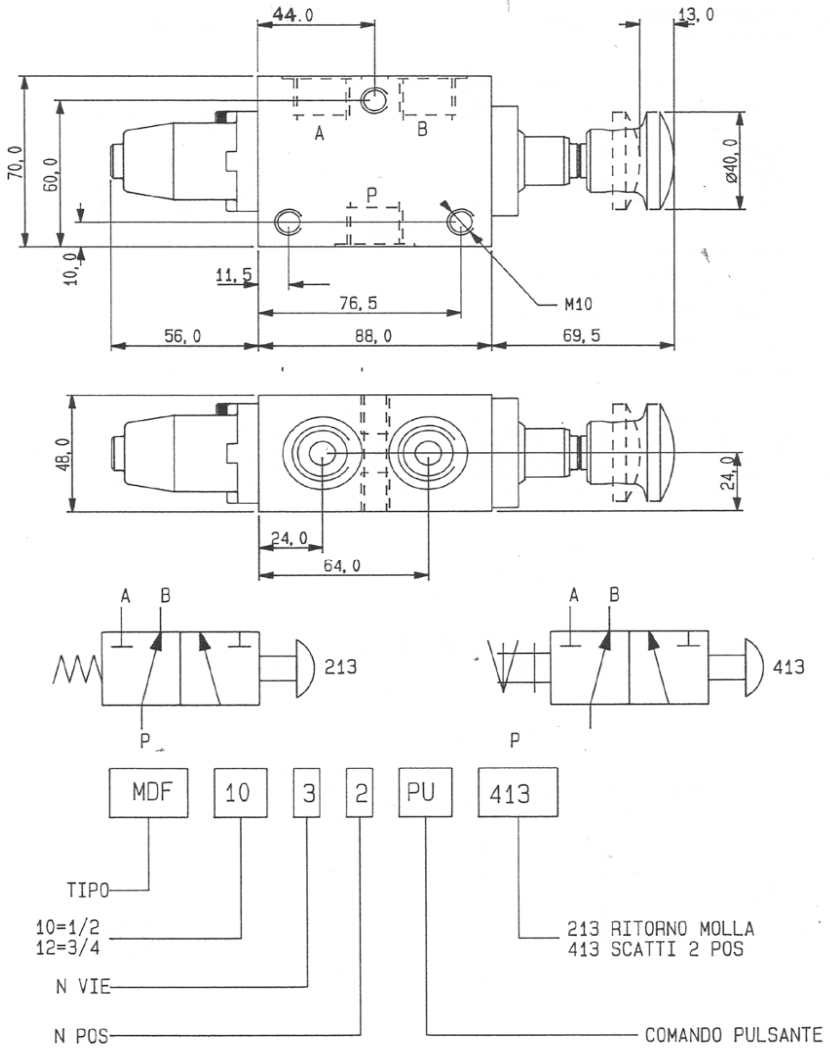

Tutte le valvole sono con ricoprimento negativo (durante la commutazione P è collegata ad A e B). Se richiesto positivo interpellare il ns Uffico Tecnico

DOUBLE CONTROL

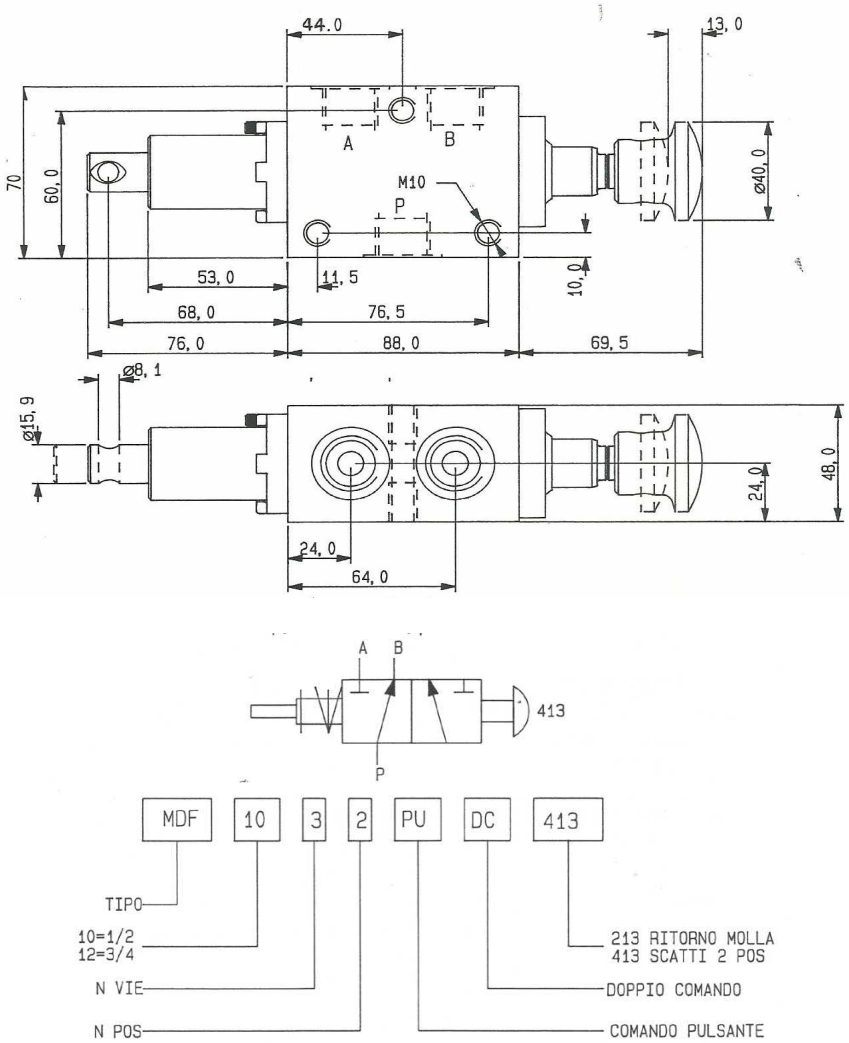

Tutte le valvole sono con ricoprimento negativo (durante la commutazione P è collegata ad A e B). Se richiesto positivo interpellare il ns Uffico Tecnico

MDF6/6

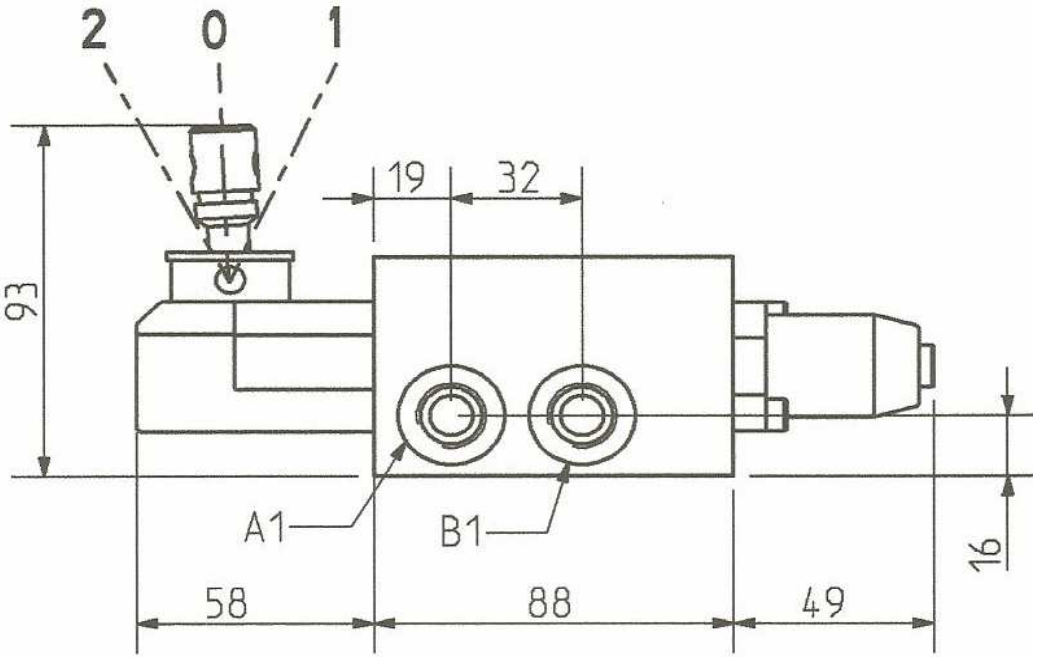



Max pressure	250 bar
Max flow	40 lt/min
Thread	3/8"
Handle	M8x150
Weight	
Surface treatm	

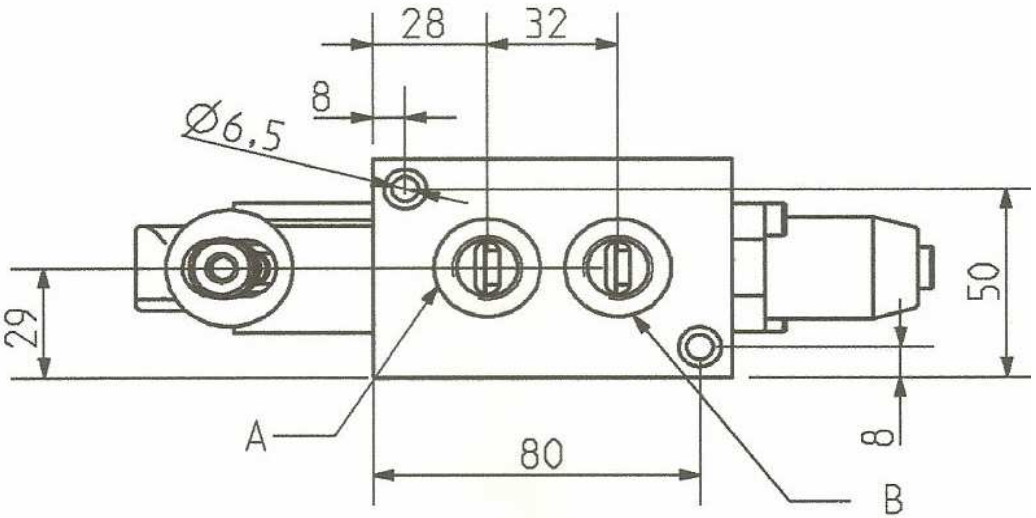

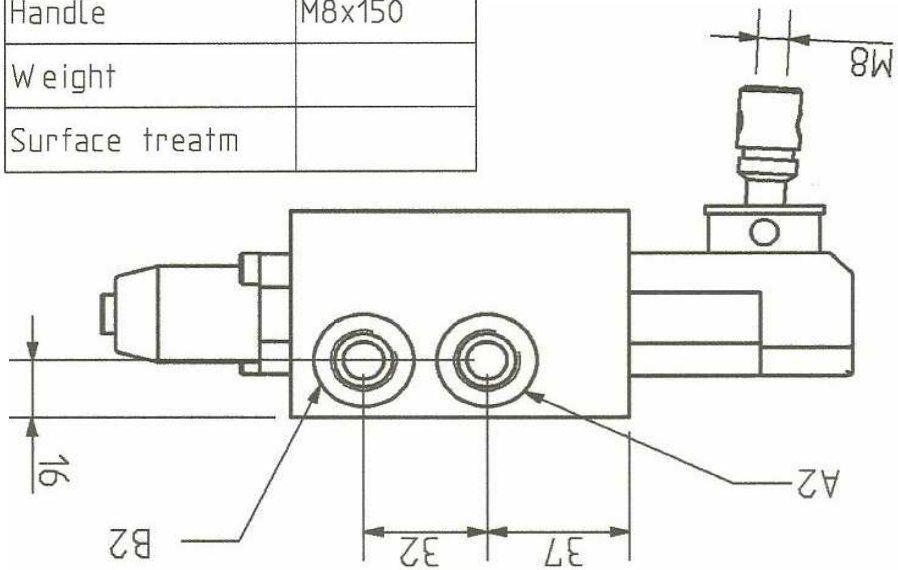

MDF10-12/6/2 POSIZIONI

COMANDO A LEVA

DIMENSIONI DI INGOMBRO-DIMENSIONS

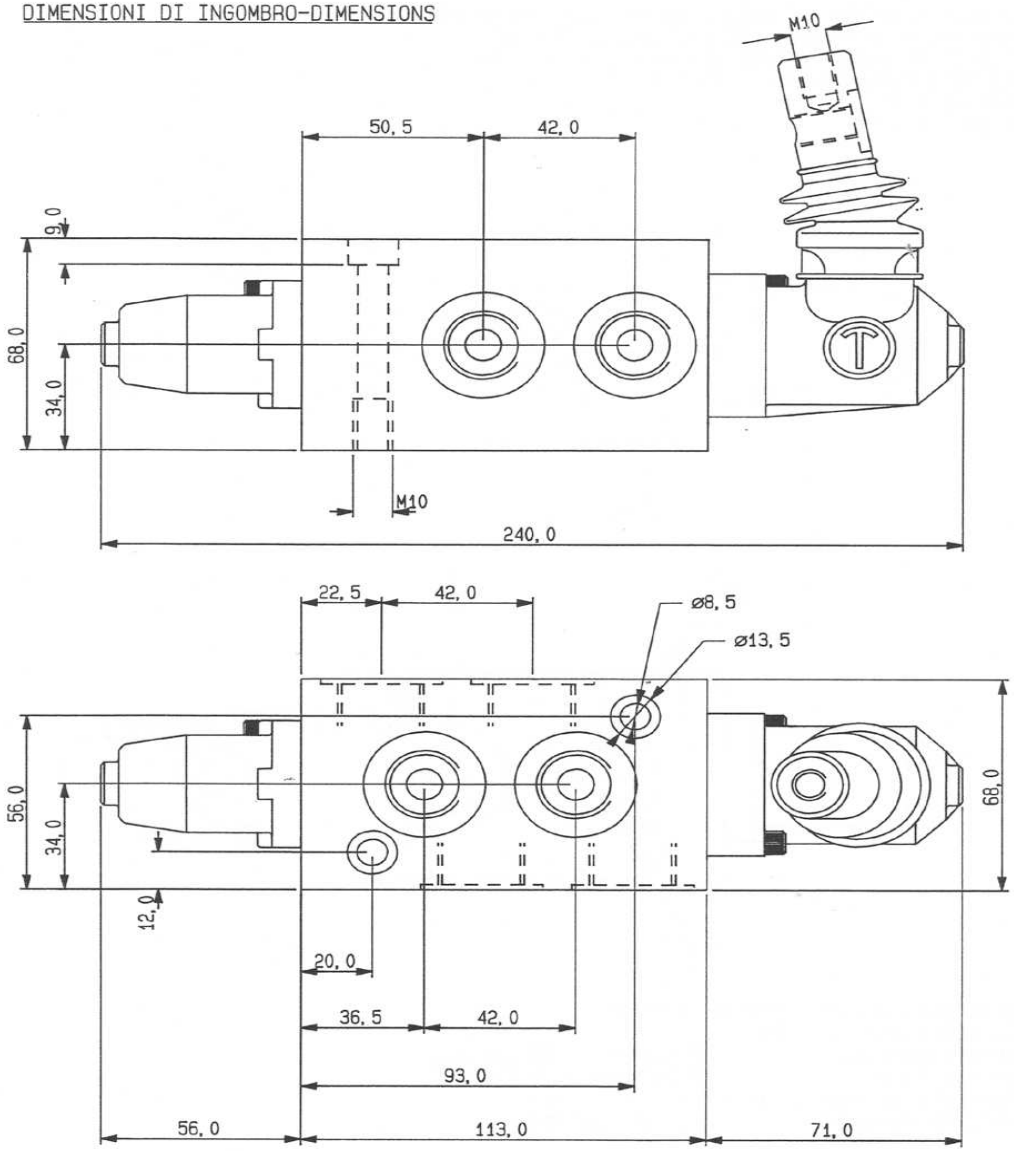

COMANDO PNEUMATICO

Fornito completo di asta leva M10 con impugnatura l=260 mm
Supplied with handle M10 and knob l=260 mm
Protezione superficiale standard corpo: Fosfatazione
Standard body surface : Phosfated
Peso Kg 4,5
Weight: 4,5 Kg

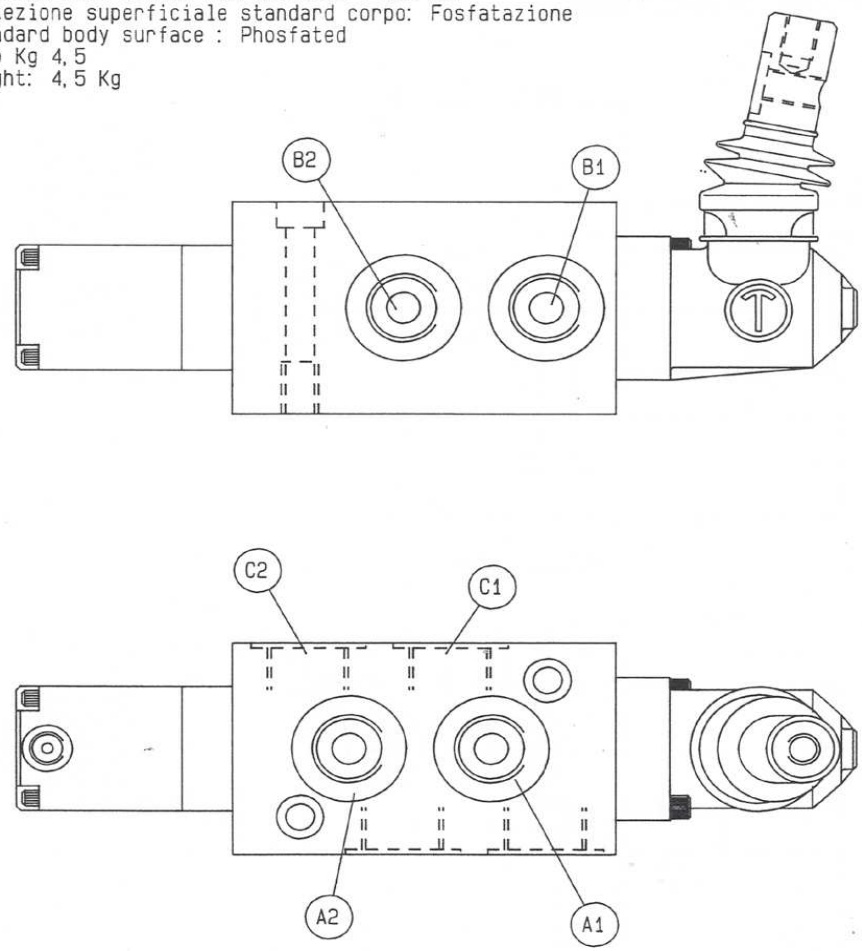

Tutti gli attacchi sono da 1/2" BSP-All ports are 1/2" BSP

Portata massima:	75 lt/min (1,25 Dm/sec)
Maximum flow:	75 lt/min (1,25 Dm/sec)
Pressione di esercizio:	210 bar (21 Mpa)
Exercise pressure:	210 bar (21 Mpa)
Pressione minima pilot:	4 bar
Pressione max pilot:	20 bar

MDF MANUAL DIVERTER 6 WAYS

LEVER CONTROL



MDF10-6-2-00-413
MDF10 =1/2 " BSP THREAD
6=NUMBER OF WAYS
00=LEVER CONTROL
413=DETEND 2 POSITIONS

PNEUMATIC CONTROL



MDF10-6-2-PP-213
MDF10 =1/2 " BSP THREAD
6=NUMBER OF WAYS
PP=PNEUMATIC CONTROL
213=SPRING COME BACK